



Children's Health  
Education Center™

A member of Children's Hospital and Health System.



**Safe Kids**  
Wisconsin  
LEAD AGENCY: CHILDREN'S  
HEALTH EDUCATION CENTER

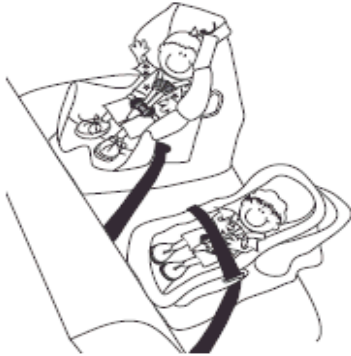


**Safe Kids**  
Southeast Wisconsin  
LEAD AGENCY: CHILDREN'S  
HEALTH EDUCATION CENTER

## Make sure your child is riding safely!

In Wisconsin, children under age 4 must be restrained in a child car seat. Children between ages 4 and 8 must be restrained in a booster seat. Children ages 8 and over must be restrained in a seat belt.


### Step 1



#### Infants: (children younger than age one)

- An infant always rides in the back seat and never in front of an air bag.
- An infant always rides in a car seat made for his/her age, weight, and height.
- An infant faces the back of the car in a car seat.
- An infant car seat is buckled tight in the car and doesn't move more than 1 inch at the belt path.
- An infant is snugly strapped in when an adult can fit only one finger under the strap at infant's shoulder.
- An infant's chest clip is at armpit level.

### Step 3



#### Young children: (children younger than age 8 and weighing over 40 pounds)

- Young children always ride in the back seat with a shoulder belt.\*
- Young children always ride in a booster seat.
- Young children should wear the seat belt tightly, comfortably, and flat.
- Young children should wear the lower seat belt on the hips, not the stomach.
- Young children should wear the shoulder harness on the shoulder, not the neck.

\*Parents should have shoulder belts in the back seats.

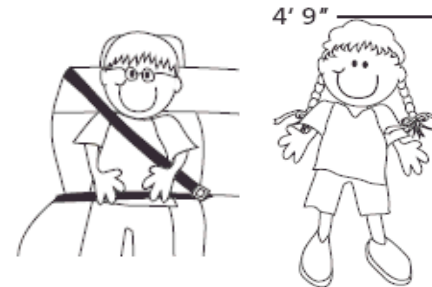
### Step 2



#### Toddlers: (children older than age one and weighing 20-40 lbs.)

- Toddlers always ride in the back seat.
- When toddlers outgrow the carrier-type infant seat, they move to a convertible seat that is used rear facing.
- A convertible seat stays rear facing until your child reaches the weight listed on the seat. Then it can be turned to face forward.
- A toddler's car seat is buckled tight in the car and doesn't move more than 1 inch at the belt path.
- A toddler is snugly strapped in when an adult can fit only one finger under the strap at toddler's shoulder.
- A toddler's chest clip is at armpit level.

### Step 4



#### Older children: (children older than age 8)

- Older children always ride in the back seat with a shoulder belt.\*
- Older children always use a seat belt.
- Older children should wear the seat belt tightly, comfortably, and flat.
- Older children should wear the lower seat belt on the hips, not the stomach.
- Older children should wear the shoulder harness on the shoulder, not the neck, under the arm or behind the body.

\*Parents should have shoulder belts in the back seats.

Go to [www.chw.org/carseats](http://www.chw.org/carseats) for a list of booster and car seat fitting stations throughout Wisconsin and the U.S.